

Angled T-Shapes, VG style

- Helashrink 1300 Series, 30° & 45° angle

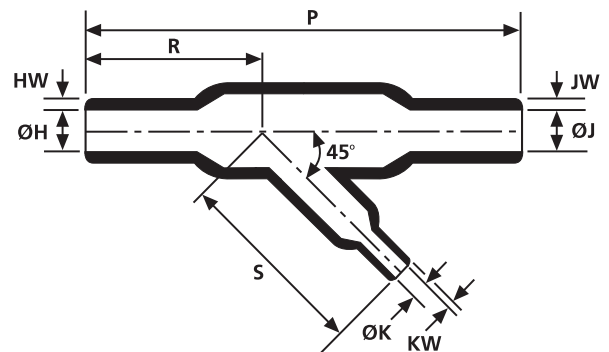
This style provides strain relief, sealing and mechanical protection on cable harnesses. For VG shapes with portholes "P" please refer to product standards tables in the appendix.



1303-1-G supplied / fully recovered.



a: Expanded form (supplied)



b: Fully recovered form (after heating)

Sizes and Type Table														
Type	Angle	Designation as per VG-Norm	ØH min. a	ØH max. b	ØJ min. a	ØJ max. b	ØK min. a	ØK max. b	P ± 10%	R ± 10%	HW ± 30%	JW ± 20%	KW ± 10%	S ± 10%
1301-1	45°	VG 95343 T08 B 001 A	13.0	7.0	13.0	7.0	7.0	3.5	50.0	23.0	1.5	1.5	1.0	23.0
1302-1	45°	VG 95343 T08 B 004 A	27.0	13.0	27.0	13.0	7.0	3.5	93.0	41.0	2.5	2.5	1.0	36.0
1303-1	45°	VG 95343 T08 B 002 A	27.0	14.0	27.0	14.0	13.0	7.5	145.0	70.0	1.5	1.5	1.5	54.0
1311-1	30°	-	30.4	15.0	30.4	15.0	20.3	10.0	82.6	32.0	2.5	2.5	1.8	51.0
1306-1	45°	VG95343T06B010A	13.0	6.0	6.5	3.0	6.5	3.0	45.0	23.0	1.5	1.0	1.5	21.5
1307-1	45°	VG95343T19B011A	27.0	12.5	13.0	6.0	13.0	6.0	90.0	42.0	2.5	1.5	1.5	43.0

All dimensions in mm. Subject to technical changes.

Combinations "On request"					
Adhesive	Material				
	B7	G	J	H	L
WM250	√	√	√	√	-
W8	√	√	√	√	-
W24	√	√	√	√	√
V9500	√	√	√	√	-
HMT200A	√	√	√	√	-
W21	√	√	√	√	-
Without Adhesive	√	√	√	√	√

Standard combinations	
Article-No.	Type
413-01180	1301-1-G
413-02180	1302-1-G
413-03180	1303-1-G
413-11010	1311-1-G
413-06180	1306-1-G
413-07184	1307-1-GW24

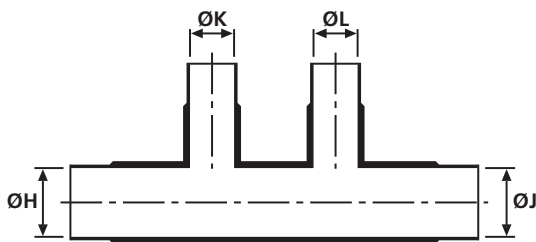
Double T-Shapes

- Helashrink 1310 Series, 30° angle

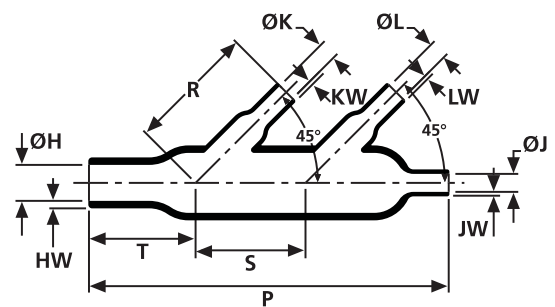
This style provides strain relief, sealing and mechanical protection on cable harnesses where a specialised orientation is required.



1310-1 supplied / fully recovered.



a: Expanded form (supplied)



b: Fully recovered form (after heating)

Sizes and Type Table

Type	ØH min. a	ØH max. b	ØJ min. a	ØJ max. b	ØK min. a	ØK max. b	ØL min. a	ØL max. b	P ± 10%	R ± 10%	HW ± 20%	JW ± 20%	KW ± 20%	LW ± 20%	S ± 10%	T ± 10%
1310-1	30.4	15.2	30.4	15.2	12.7	6.4	12.7	6.4	88.9	50.8	2.5	2.5	1.3	1.3	25.4	19.1

All dimensions in mm. Subject to technical changes.

For Material / Adhesive selection and other information please refer to page 10.

Combinations "On request"

Adhesive	Material				
	B7	G	J	H	L
WM250	√	√	√	√	-
W8	√	√	√	√	-
W24	√	√	√	√	√
V9500	√	√	√	√	-
HMT200A	√	√	√	√	-
Without Adhesive	√	√	√	√	√

Standard combinations

Article-No.	Type
413-10003	1310-1-G